



Message Runner
Conversion Software
Ver.1.0

User's Manual

System Configuration

Requested hardware and software for the Conversion Software package.

[Hardware]

Personal computer

Windows 95, 98, NT, 2000 or ME can be used.

Memory

16MB or more.

Hard disk

15MB(Min)or more.

I/O port

COM port (RS232C)

Floppy disk drive

This is necessary when installing Conversion Software.

Cable

This is necessary to connect the Message Runner and the personal computer.(See Figure of system connection)

[Software]

Operation software

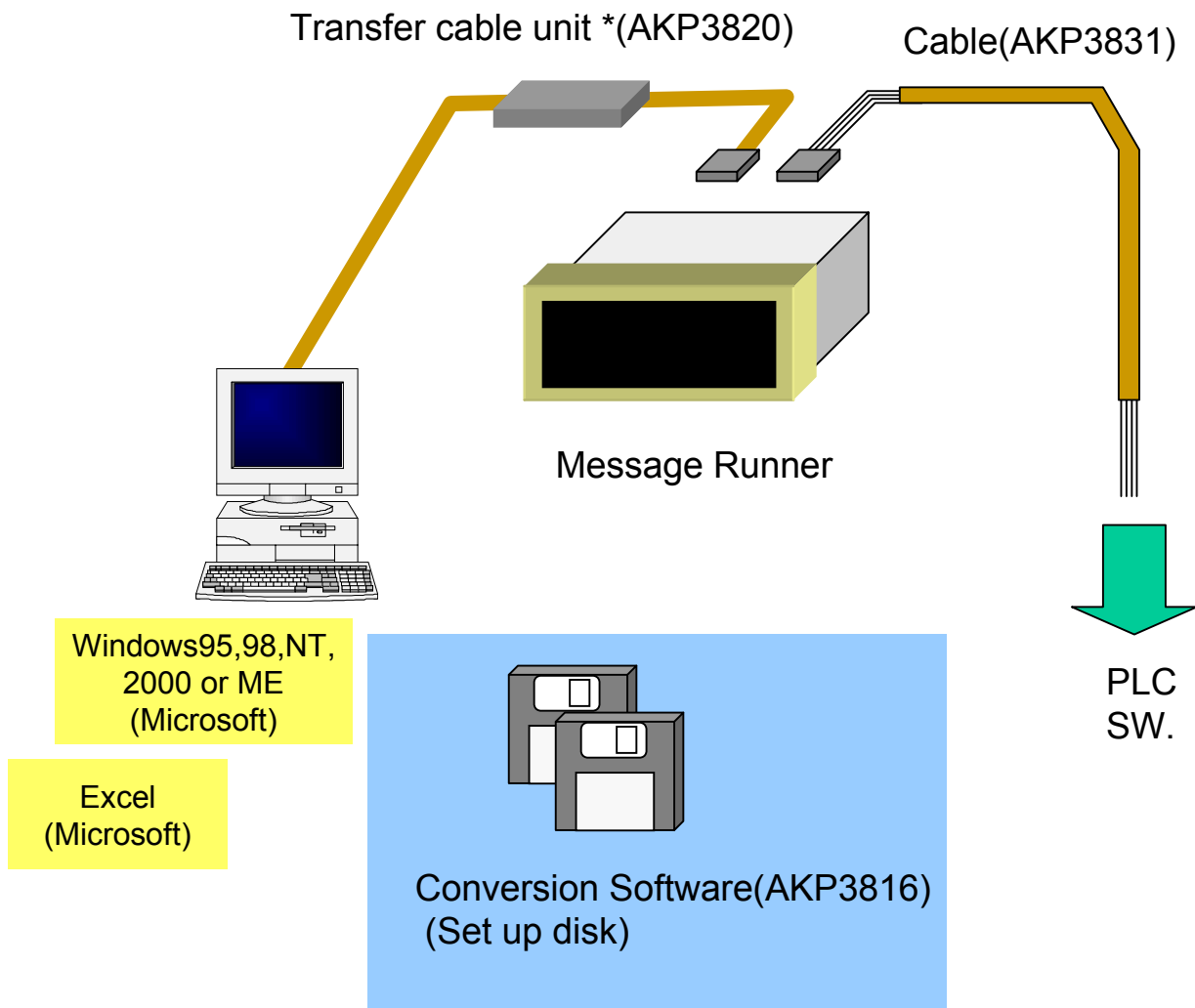
Windows 95, 98, NT, 2000 or ME

Microsoft Excel

It is necessary to make the messages and to define the color of character , the scrolling of the character.

* Windows and Excel are registered trademarks of Microsoft Corporation.

[Figure of system connection]



*Transfer cable unit (AKP3820)

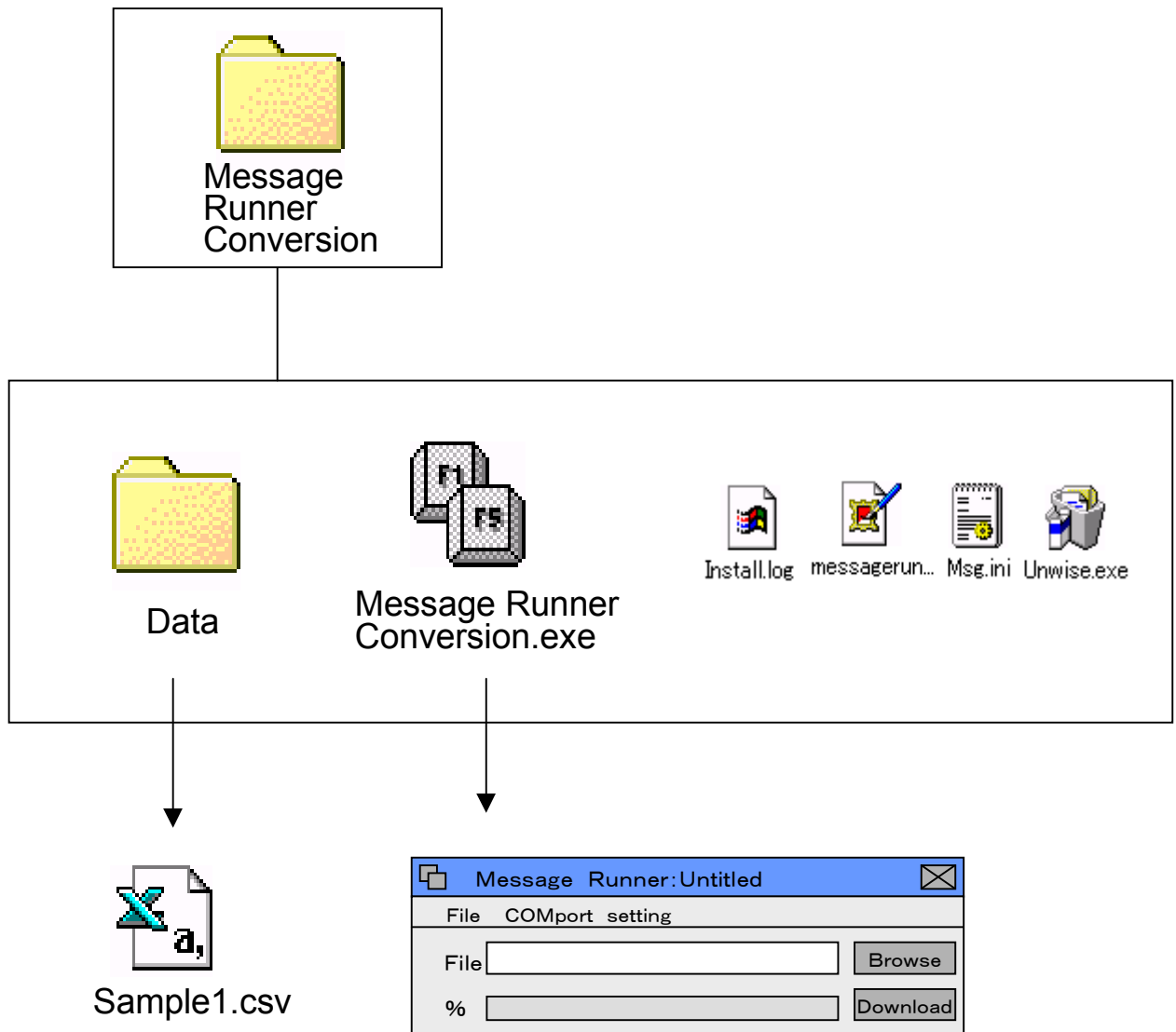
1m transfer cable with FD containing Conversion Software(AKP3816)

Installing

1. Verify whether Windows95(or 98,98SE) and Microsoft Excel95 (or 97)has been installed.
2. Start Windows 95, 98, NT, 2000 or ME
3. Set the floppy disk no.1 into the disk drive,and execute setup.exe.
4. When the program for installing has started, follow the instructions which are displayed on the screen.

Verify the installing

1. When you have finished the installing procedures, the folder of the following Message Runner Conversion will be made.
2. This conversion folder contains the data folder and Message Runner Conversion.exe.
The Data holder contains the Sample1.csv(Excel file) with which you can use to create the message.
Message Runner Conversion.exe can convert the CSV file data and translate them to the message runner .



Create the message

1. Procedure 1

Please create messages, a setup of a character color, and a setup of scrolling speed.



Sample1.csv

	A	B	C	D	E	F	G	H	I	J	K
1	AUTO RUN	0	0		[How to write down]						
2											
3					The row of No.1 shows message No.0 and so on.						
4					It can be used to No.64 rows, but last No.64 row shows message No.0.						
5											
6					Write down contents of a message in the A** file.						
7					It can be written down to 32 characters. (Spread an A file suitably)						
8					can't be used because a CSV form is being used.						
9											
10					Write down the number of the character color in the B** file.						
11					Green is 0.						
12					Orange is 1.						
13											
14					Write down the number of the scrolling speed of the character in the C** file.						
15					Stop is 0.						
16					Low speed is 1.						
17					Middle speed is 2.						
18					High speed is 3.						
19											
20					Save it with the CSV form.						
21											
22					The entry example shows that message is AUTO RUN,the color of character is green						
23					and the scrolling speed is stop.						
24											

Although the Excel file of CSV form can be used by the user, the example of use is shown in Sample1.csv.

Save it with the CSV form, after changing the message,

[How to write down]

The line of No.1 shows the contents of Message No.1 and so on.

It can be used to No.64 lines, but last No.64 line shows Message No.0.

Write down contents of a message in the A column.

It can be written down to 32 characters.

(Spread the width of A row suitably.)

When you use the following marks, be careful.

“Comma” mark and “double quotation” mark can't be used because the CSV form is being used.

“Single quotation” mark, “hyphen” mark and “slash” mark may be recognized to the data of the number, time and date.

Write down the number of the character color in the B column.

0 is for green color.

1 is for orange color.

Write down the number of the scrolling speed of the character in the Column.

0 is for no movement.

1 is for low speed.

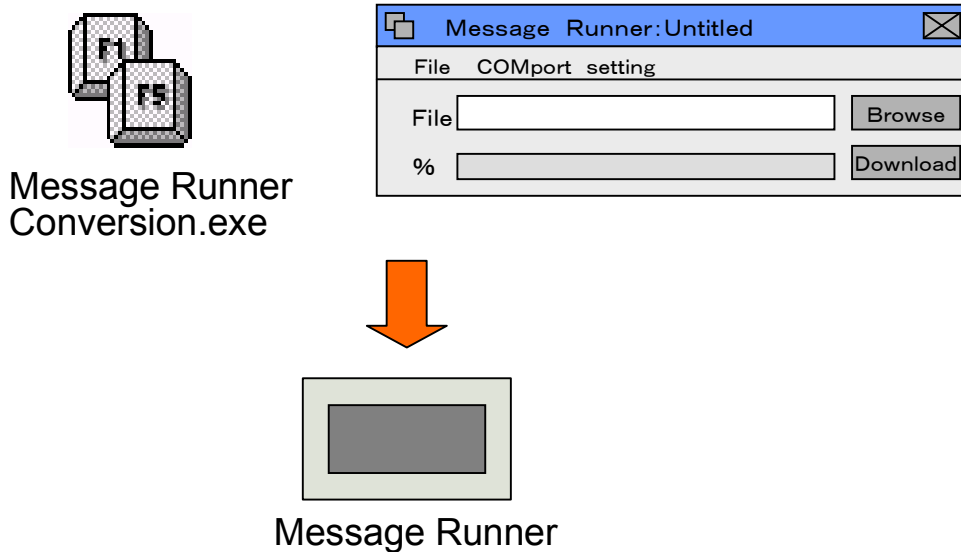
2 is for middle speed.

3. Is for high speed.

2. Procedure 2

Please connect the personal computer and the message runner. Choose the Conversion Software from the program list and open. Click the browse button, chose the Sample1.csv file and Click the download button, after the data of Sample1.csv is saved.

When changing the data of Sample1.csv, it is necessary to click the browse button and click the download button again.



Please contact

Matsushita Electric Works, Ltd.

Automation controls Company

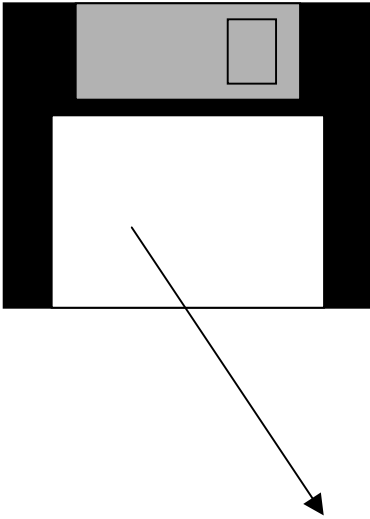
■ Head Office: 1048, Kadoma, Kadoma-si, Osaka 571-8686, Japan

■ Telephone: Japan(81)Osaka(06)6908-1050

■ Facsimile : Japan(81)Osaka(06)6908-5781

<http://www.nais-e.com>

Appendix : FD Label



NAIS
Message Runner
Conversion Software
AKP3816 Ver.1
(Disk 1)

©2001
Matsushita Electric Works,LTD.
Made in JAPAN

NAIS
Message Runner
Conversion Software
AKP3816 Ver.1
(Disk 2)

©2001
Matsushita Electric Works,LTD.
Made in JAPAN