

# Current limitation

# PULS

## SLR10.108

- Input: AC 115V/230V, DC 240-375 V
- Output: 24 V/8 A
- Current limitation at 8 A
- N+1 redundancy, RDY relay contact
- Robust mechanics and EMC



CB  
scheme  
IEC60950

UL US  
UL508 LISTED  
IND. CONT. EQ.  
18 Wm, 60°C

UL US  
UL60950 E137005  
CUL/CSA-C22.2  
No 60950

CE  
EMC and  
Low Volt.  
Directive

Data sheet

### Input

Input voltage	AC100-120/220-240 V (switchable), 47-63 Hz (85-132 VAC / 176-264 VAC, 240-375 VDC)
Note:	At DC input, always leave the switch in the 230V position.
Input current	5 A (switch in 115V position) 2.3 A (switch in 230V position)
DCin at open output	8 mA (preserves battery sources)
Inrush current	typ. < 30 A at 264 V AC and cold start
Unit is internally fused (fuse not accessible). For external fusing of unit and for input line protection, use circuit breaker with B-characteristic 10A or slower action, or alternatively T10A HBC fuse.	
Transient handling	Transient resistance acc. to VDE 0160 / W2 (750 V / 1.3 ms), for all load conditions.
Hold-up time	> 30 ms at 196 VAC, 24 V / 8 A (see diagram overleaf)

### Efficiency, Reliability etc.\*

Efficiency	typ. 90 % (230 VAC, 24 V / 8 A)
Losses	typ. 21.3 W (230 VAC, 24 V / 8 A)
MTBF	390.000 h acc. to Siemensnorm SN 29500 (24 V/8 A, 230 VAC, T <sub>amb</sub> = +40 °C)
Life cycle (electrolytics)	The unit exclusively uses longlife electrolytics specified for +105°C (cf. 'The SilverLine', p.2).

### Start / Overload Behaviour

Start-up delay	typ. 0.1 s
Rise time	ca. 5-20 ms, depending on load

#### Overload Behaviour:

- No disconnection, no hiccup if overloaded
- Current limited to 8 A
- I<sub>out</sub> (8 A) continuously delivered up to +70°C
- No 'sticking' such as can occur with fold-back characteristics

\* For further information see data sheets „The SilverLine“, „SilverLine Family Branches“ and mechanics data sheet

### Output

Rated output voltage	24 V DC ± 0.5%
Ambient temperature range T <sub>amb</sub>	Operation: 0°C...+70°C Storage: -25°C...+85°C
Rated continuous loading with convection cooling	• T <sub>amb</sub> =0°C - 70°C 24 V / 8 A
Output is protected against short circuit, open circuit and overload	
Voltage regulation	better than 2% V <sub>out</sub> overall
Ripple / Noise	< 30 mV <sub>pp</sub> , (20 MHz bandw., 50 Ω measurement.)
Overvolt. protection	typ. 35 V
Parallel operation	yes, current sharing on request
Front panel indicator	Green LED
RDY relay contact	• Type normally open contact • closes when output voltage > 22.1V ±4% • opens when output voltage < 19.8V ±4% • Electrical isolation 500V DC to output voltage • Contact rating 1A at 28V DC

### Construction / Mechanics\*

#### Housing dimensions and Weight

- W x H x D 120 mm x 124 mm x 102 mm (+ DIN Rail)
- Free space for ventilation above/below 25 mm recommended left/right 15 mm recommended
- Weight 980 g

#### Design advantages:

- Input and output pluggable by means of Combicon® plug connector

### Order information

Order number	Description
SLR10.108	
SLZ01	Screw mounting set, two needed per unit

For further information, especially about

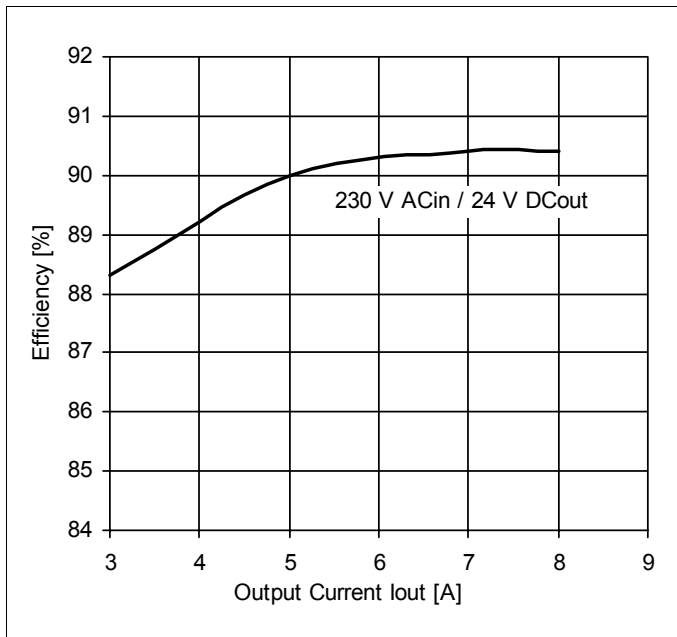
- EMC
- Connections
- Safety, Approvals
- Mechanics and Mounting,

see page 2 of the „The SilverLine“ data sheet.

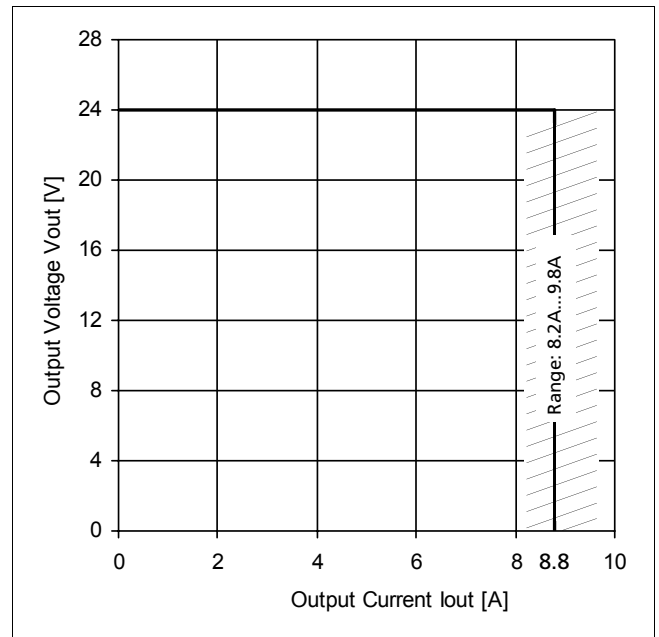
For detailed dimensions

see SilverLine mechanics data sheet SLR2.5/ 5/ 10

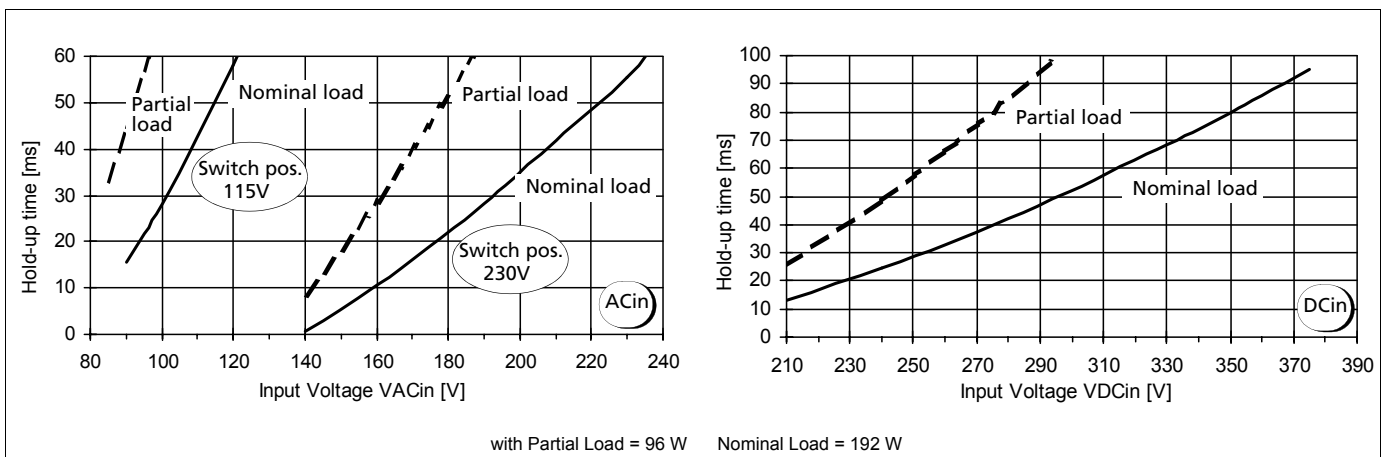
**Efficiency (typ.)**



**Output characteristic (typ.)**



**Hold-up time (typ., at V<sub>out</sub>=24V)**



Unless otherwise stated, specifications are valid for AC 230V input voltage, +25°C ambient temperature, and 5 min. run-in time. They are subject to change without prior notice.

**Your partner in power supply:**



**PULS GmbH**  
 Arabellastraße 15  
 D-81925 München  
 Tel.: +49 89 9278-0  
 Fax: +49 89 9278-199  
 www.puls-power.com